


Christmas Pudding Cross Stitch Chart



The finished design measures 5cm x 5cm (2 inches x 2 inches), stitched on 14 hpi aida as shown in the photo, and will fit into many commercially available aperture cards.

The design uses cross stitches and backstitch, there are no half stitches. The threads used are DMC stranded cotton.

The suggested needle is a size 26 tapestry needle.

Instructions:

Cross stitch – use two strands together of each colour as shown below

Holly: DMC 909 green

Holly berries and some of the fruit pieces: DMC 321 red

Icing: DMC BLANC* (white)

Fruit pieces: DMC 356 terra cotta

Pudding: DMC 839 brown

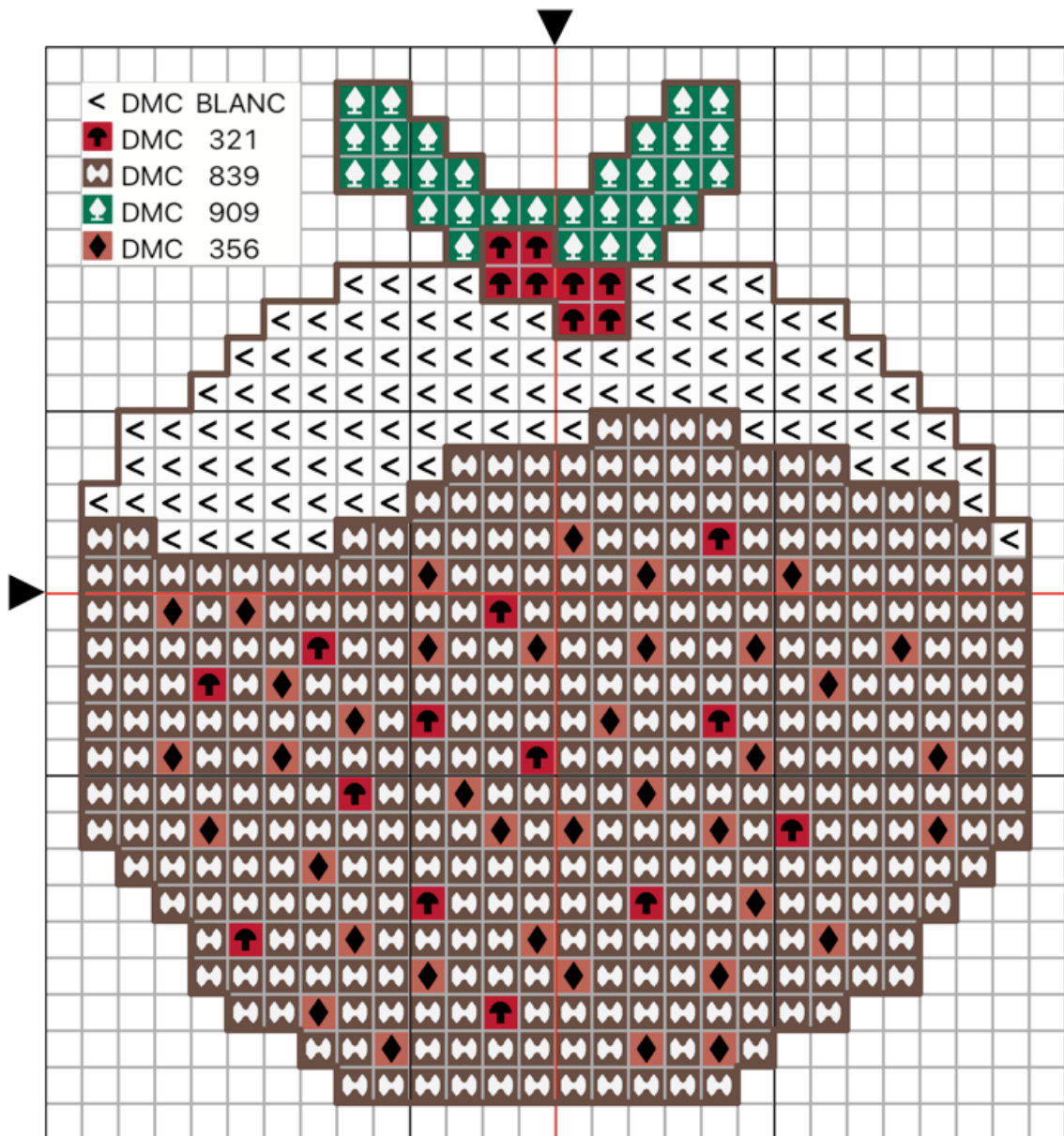
Backstitch – use a single strand

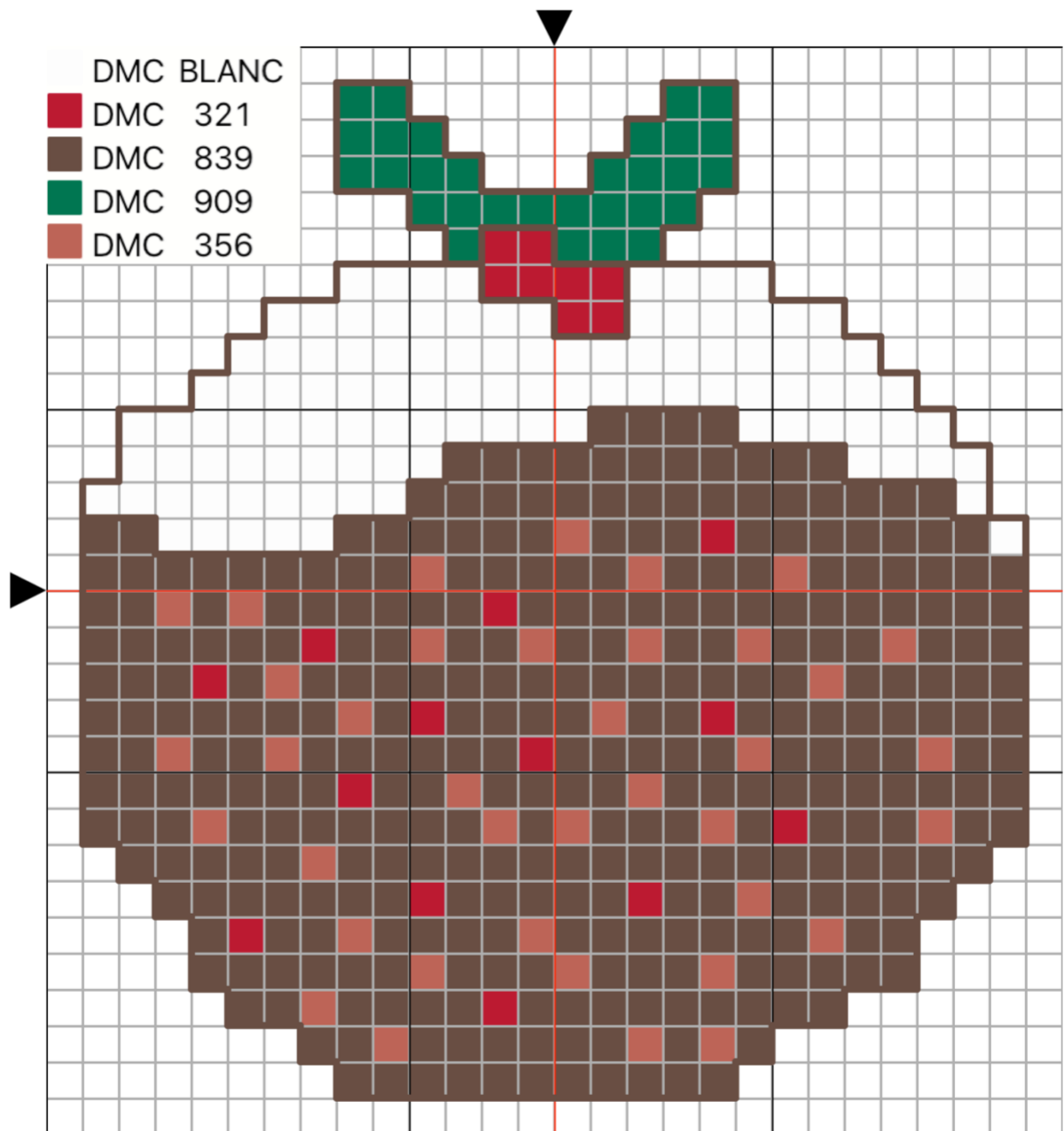
Outline of all elements: brown 839

For general cross stitch advice go to: www.nickybrungercrafts.com
Here you will find technique tips with photos and videos including how to start and finish, and how to keep your work looking neat.

This chart was created using MacStitch by Ursa Software

There are two versions of the chart, one showing symbols and colour blocks, the other showing colour blocks only.





*Interesting fact: DMC's white stranded cotton does not have a colour number. It is called DMC BLANC.

